
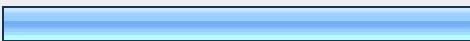

















Page: Millennial Classroom Project: Student Information







Gender:			Response Percent	Response Count
Male			49.0%	150
Female			51.0%	156
			<i>answered question</i>	306
			<i>skipped question</i>	1








Grade in 2005-6			Response Percent	Response Count
Sixth			31.7%	97
Seventh			34.3%	105
Eighth			34.0%	104
			<i>answered question</i>	306
			<i>skipped question</i>	1








Page: Millennial Classroom Project: General Laptop Usage



How many hours a week do you spend at home using your laptop?			Response Percent	Response Count
0-2 hours			15.5%	47
2-4 hours			17.4%	53
4-6 hours			22.0%	67
6-8 hours			17.1%	52
8-12 hours			15.8%	48
12 or more hours			12.2%	37
			<i>answered question</i>	304
			<i>skipped question</i>	3

Of that time, I spend this amount of time each week on my laptop on schoolwork:			Response Percent	Response Count
0-2 hours			31.9%	97
2-4 hours			27.0%	82
4-6 hours			20.1%	61
6-8 hours			13.2%	40
8-12 hours			4.9%	15
12 or more hours			3.0%	9
			<i>answered question</i>	304
			<i>skipped question</i>	3














I spend this amount of time each week on my laptop on non-school related activities:			Response Percent	Response Count
0-2 hours			52.0%	158
2-4 hours			24.0%	73
4-6 hours			10.2%	31
6-8 hours			7.6%	23
8-12 hours			3.6%	11
12 or more hours			2.6%	8
			<i>answered question</i>	304
			<i>skipped question</i>	3

I use the Internet for: (check all that apply)			Response Percent	Response Count
Research for school		90.5%	275	
Research for non-school work		60.5%	184	
Images or Pictures		72.7%	221	
Music		53.6%	163	
Video		32.2%	98	
Games		62.8%	191	
Communication (email, blogs, bulletin boards, etc.)		77.0%	234	
			<i>answered question</i>	304
			<i>skipped question</i>	3

When I am at home using my laptop, I most often access the Internet from:			Response Percent	Response Count
Kitchen		6.3%	19	
Dining Room		3.6%	11	
Living Room		17.4%	53	
My bedroom		47.7%	145	
Home office		10.9%	33	
Someone else's bedroom		1.6%	5	
Other		12.5%	38	
			<i>answered question</i>	304
			<i>skipped question</i>	3

I have my own website.			Response Percent	Response Count
Yes			19.4%	59
No			80.6%	245
			answered question	304
			skipped question	3

Page: Millennial Classroom Project: Using the Laptops in School

I use my laptop to:			Response Percent	Response Count
Write stories or essays.			89.8%	272
Take notes.			81.5%	247
Work with a spreadsheet or database.			46.2%	140
Use email to ask questions about schoolwork or get feedback from my teachers.			63.0%	191
Make digital pictures or videos.			45.9%	139
Work with graphics.			29.4%	89
Use the Internet for research.			88.8%	269
Make audio files.			34.0%	103
Keep track of due dates and activities on a digital calendar.			72.9%	221
Create a digital presentation or project that uses words, pictures, and audio/video.			74.3%	225
Use email or chats to work on group projects.			47.2%	143
Figure out how to use a new computer program.			26.7%	81
Download homework or materials from a school or class website.			83.8%	254

Other (please specify)	<input type="text"/>	27.1%	82
		answered question	303
		skipped question	4

Page: Millennial Classroom Project: Learning with Laptops

Please respond to the following statements using the scale below:							
	strongly agree	agree	somewhat agree	somewhat disagree	disagree	strong disagree	Response Count
Schoolwork has been more interesting since we got laptops.	22.3% (67)	24.6% (74)	31.2% (94)	6.0% (18)	9.0% (27)	7.0% (21)	301
I understand my schoolwork better when we use our laptops.	13.3% (40)	18.3% (55)	30.6% (92)	11.6% (35)	13.6% (41)	12.6% (38)	301
I do more schoolwork when I use my laptop.	16.3% (49)	21.6% (65)	21.9% (66)	14.6% (44)	12.6% (38)	13.0% (39)	301
I like to use my laptop to read.	5.6% (17)	6.3% (19)	14.0% (42)	15.0% (45)	24.3% (73)	34.9% (105)	301
I like to use my laptop to write.	38.2% (115)	37.5% (113)	13.3% (40)	2.7% (8)	1.7% (5)	6.6% (20)	301
When I'm learning something new, I use the Internet and computers to help me find more information.	29.2% (88)	28.6% (86)	24.6% (74)	6.0% (18)	4.7% (14)	7.0% (21)	301
I prefer using my laptop to write rather than writing by hand.	46.5% (140)	21.6% (65)	14.6% (44)	5.6% (17)	4.3% (13)	7.3% (22)	301
Computers help me learn about different places and people.	17.3% (52)	22.6% (68)	27.9% (84)	10.3% (31)	11.6% (35)	10.3% (31)	301
My laptop is better for games than for doing schoolwork.	12.0% (36)	9.0% (27)	18.6% (56)	22.6% (68)	20.6% (62)	17.3% (52)	301
It's easier to learn from books than from using a computer.	14.0% (42)	11.0% (33)	24.9% (75)	24.9% (75)	12.6% (38)	12.6% (38)	301
The Internet and computer programs make me a better student.	10.0% (30)	15.3% (46)	27.6% (83)	15.9% (48)	13.3% (40)	17.9% (54)	301
The laptops help me, and groups I'm in, work on school projects more independently.	19.9% (60)	29.6% (89)	23.6% (71)	9.3% (28)	9.3% (28)	8.3% (25)	301
I can find help when I don't understand how to do something on my laptop.	21.3% (64)	26.9% (81)	22.6% (68)	11.0% (33)	11.0% (33)	7.3% (22)	301

	answered question	301
	skipped question	6

Page: Millennial Classroom Project: How Laptops have affected you

Please respond to the following statements using the scale below:							
	strongly agree	agree	somewhat agree	somewhat disagree	disagree	strong disagree	Response Count
The quality of my education has improved since we received our laptops.	13.8% (41)	19.9% (59)	28.6% (85)	14.8% (44)	8.1% (24)	14.8% (44)	297
I am more involved in class activities when we use our laptops.	11.1% (33)	21.2% (63)	19.5% (58)	18.9% (56)	13.5% (40)	15.8% (47)	297
Having a laptop helps me to be better organized.	29.6% (88)	27.6% (82)	21.5% (64)	6.7% (20)	6.1% (18)	8.4% (25)	297
The laptop is more of a distraction than a help.	14.8% (44)	10.4% (31)	25.3% (75)	19.9% (59)	15.5% (46)	14.1% (42)	297
The one-to-one laptop program has created higher expectations for students.	20.9% (62)	34.0% (101)	24.2% (72)	10.8% (32)	5.1% (15)	5.1% (15)	297
I am more likely to revise/edit my work on a laptop.	36.0% (107)	30.0% (89)	16.8% (50)	6.1% (18)	4.7% (14)	6.4% (19)	297
I use the library less for reading now that I have my laptop.	15.2% (45)	14.8% (44)	18.2% (54)	11.8% (35)	21.9% (65)	18.2% (54)	297
I use the library less for research now that I have my laptop.	27.9% (83)	28.6% (85)	22.2% (66)	9.1% (27)	7.1% (21)	5.1% (15)	297
Now that I have my laptop, I interact with my teachers more.	6.1% (18)	8.8% (26)	19.2% (57)	19.5% (58)	23.2% (69)	23.2% (69)	297
My overall skill at using a computer has improved.	46.5% (138)	29.3% (87)	14.1% (42)	3.7% (11)	2.0% (6)	4.4% (13)	297
	answered question						297
	skipped question						10