























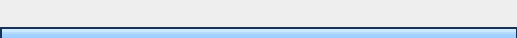








## Teacher Technology Survey 2006

<b>I teach an... (Please Check One)</b>			<b>Response Percent</b>	<b>Response Count</b>
<b>Academic class</b>			<b>60.0%</b>	12
Elective/Physical Education class			40.0%	8
			<b><i>answered question</i></b>	<b>20</b>
			<b><i>skipped question</i></b>	<b>0</b>

<b>I use technology to... (Please check all that apply)</b>			<b>Response Percent</b>	<b>Response Count</b>
Create instructional materials for use in class.			80.0%	16
Conduct research that contributes to lesson plans/curriculum design.			80.0%	16
Create digital media presentations for the classroom			65.0%	13
Create assessment tools for instruction.			65.0%	13
Post classroom resources for student use/download.			55.0%	11
Publish student work on the web.			25.0%	5
Communicate with students.			90.0%	18
Communicate with other teachers in the school.			95.0%	19
Communicate with other teachers beyond the school.			60.0%	12
<b>Communicate with students' families.</b>			<b>100.0%</b>	20
Other (please specify)			15.0%	3
			<b><i>answered question</i></b>	<b>20</b>
			<b><i>skipped question</i></b>	<b>0</b>

<b>My students use technology to... (Please check all that apply)</b>			
		<b>Response Percent</b>	<b>Response Count</b>
Calendar/keep track of schedules, due dates, etc.		75.0%	15
Write first drafts.		65.0%	13
Edit written material.		65.0%	13
<b>Communicate using email.</b>		<b>85.0%</b>	17
Work collaboratively with other students.		55.0%	11
Take notes.		70.0%	14
Turn in homework assignments.		50.0%	10
Research a topic using online resources.		80.0%	16
Take quizzes or tests.		50.0%	10
Design presentations using digital media.		75.0%	15
Work with spreadsheets.		20.0%	4
Create visual displays of data/information (graphs, charts, maps, etc.).		55.0%	11
Create culminating projects to show what they have learned.		65.0%	13
Use visualizations or simulations online.		25.0%	5
Compensate for a disability or learning challenge.		20.0%	4
Support individualized learning.		65.0%	13
Use peripherals (digital camera, microscope, scanner, etc.).		50.0%	10
Other (please specify)		20.0%	4
		<b>answered question</b>	<b>20</b>
		<b>skipped question</b>	<b>0</b>

As a result of using technology in teaching...								
	Strongly Agree	Agree	Somewhat Agree	Somewhat Disagree	Disagree	Strongly Disagree	Not Applicable	Response Count
Students are more productive in class.	25.0% (5)	20.0% (4)	<b>30.0% (6)</b>	5.0% (1)	10.0% (2)	0.0% (0)	10.0% (2)	20
Students can cheat more easily. (eg., plagiarism, messaging answers, etc.)	10.0% (2)	30.0% (6)	<b>40.0% (8)</b>	10.0% (2)	0.0% (0)	5.0% (1)	5.0% (1)	20
The information that students find on the Internet enriches their understanding of content.	20.0% (4)	<b>60.0% (12)</b>	15.0% (3)	0.0% (0)	0.0% (0)	0.0% (0)	5.0% (1)	20
I find myself in the role of facilitator more often than I used to.	15.0% (3)	25.0% (5)	<b>30.0% (6)</b>	10.0% (2)	5.0% (1)	0.0% (0)	15.0% (3)	20
I have changed my classroom management practices.	20.0% (4)	<b>30.0% (6)</b>	25.0% (5)	5.0% (1)	5.0% (1)	0.0% (0)	15.0% (3)	20
My teaching has benefited from laptop use.	25.0% (5)	<b>30.0% (6)</b>	20.0% (4)	5.0% (1)	0.0% (0)	0.0% (0)	20.0% (4)	20
Students have greater access to current information.	45.0% (9)	<b>50.0% (10)</b>	0.0% (0)	0.0% (0)	0.0% (0)	0.0% (0)	5.0% (1)	20
My workload has increased.	<b>30.0% (6)</b>	<b>30.0% (6)</b>	20.0% (4)	5.0% (1)	0.0% (0)	0.0% (0)	15.0% (3)	20
Students are more distracted.	<b>35.0% (7)</b>	15.0% (3)	15.0% (3)	5.0% (1)	20.0% (4)	5.0% (1)	5.0% (1)	20
I am able to explore topics in greater depth.	25.0% (5)	<b>50.0% (10)</b>	15.0% (3)	0.0% (0)	0.0% (0)	0.0% (0)	10.0% (2)	20
It is difficult for me to monitor appropriate laptop use in my classroom.	10.0% (2)	5.0% (1)	<b>35.0% (7)</b>	5.0% (1)	25.0% (5)	10.0% (2)	10.0% (2)	20
My expectations for students' work has increased.	15.0% (3)	10.0% (2)	<b>25.0% (5)</b>	20.0% (4)	10.0% (2)	0.0% (0)	20.0% (4)	20
Students confuse finding information about a topic on the Internet with understanding of that topic.	5.0% (1)	<b>40.0% (8)</b>	35.0% (7)	0.0% (0)	5.0% (1)	5.0% (1)	10.0% (2)	20
Students are better able to evaluate information.	5.0% (1)	10.0% (2)	<b>60.0% (12)</b>	15.0% (3)	0.0% (0)	0.0% (0)	10.0% (2)	20
I am able to make content more relevant to students' lives.	15.0% (3)	<b>35.0% (7)</b>	25.0% (5)	10.0% (2)	0.0% (0)	0.0% (0)	15.0% (3)	20
	<b>answered question</b>							<b>20</b>

In your direct experience, a challenge to the Millennial Project is...								
	Strongly Agree	Agree	Somewhat Agree	Somewhat Disagree	Disagree	Strongly Disagree	Not Applicable	Response Count
A lack of digital or online content aligned with curriculum objectives.	5.0% (1)	<b>30.0% (6)</b>	<b>30.0% (6)</b>	10.0% (2)	15.0% (3)	5.0% (1)	5.0% (1)	20
Increased teacher preparation time.	<b>40.0% (8)</b>	30.0% (6)	15.0% (3)	10.0% (2)	0.0% (0)	5.0% (1)	0.0% (0)	20
Laptops are a distraction that encourage unauthorized uses of technology.	<b>25.0% (5)</b>	<b>25.0% (5)</b>	15.0% (3)	10.0% (2)	10.0% (2)	15.0% (3)	0.0% (0)	20
Problems with laptop reliability/need for repairs.	<b>35.0% (7)</b>	20.0% (4)	20.0% (4)	10.0% (2)	10.0% (2)	5.0% (1)	0.0% (0)	20
Reliability of the wireless network.	5.0% (1)	20.0% (4)	<b>25.0% (5)</b>	15.0% (3)	<b>25.0% (5)</b>	10.0% (2)	0.0% (0)	20
Printing issues.	<b>40.0% (8)</b>	20.0% (4)	5.0% (1)	5.0% (1)	20.0% (4)	5.0% (1)	5.0% (1)	20
Increased discipline problems as a result of technology.	25.0% (5)	<b>30.0% (6)</b>	15.0% (3)	15.0% (3)	15.0% (3)	0.0% (0)	0.0% (0)	20
Students' lack of adequate technology literacy.	0.0% (0)	15.0% (3)	5.0% (1)	30.0% (6)	<b>45.0% (9)</b>	5.0% (1)	0.0% (0)	20
Laptop weight.	0.0% (0)	15.0% (3)	15.0% (3)	15.0% (3)	<b>45.0% (9)</b>	10.0% (2)	0.0% (0)	20
Lack of tech support.	0.0% (0)	20.0% (4)	25.0% (5)	5.0% (1)	<b>35.0% (7)</b>	15.0% (3)	0.0% (0)	20
Data loss.	5.0% (1)	20.0% (4)	20.0% (4)	20.0% (4)	<b>30.0% (6)</b>	5.0% (1)	0.0% (0)	20
Difficulties with classroom management associated with laptop use.	5.0% (1)	25.0% (5)	20.0% (4)	5.0% (1)	<b>30.0% (6)</b>	10.0% (2)	5.0% (1)	20
Inequalities in home Internet access.	5.0% (1)	20.0% (4)	<b>30.0% (6)</b>	20.0% (4)	15.0% (3)	5.0% (1)	5.0% (1)	20
I don't feel adequately prepared to teach with technology.	0.0% (0)	0.0% (0)	20.0% (4)	25.0% (5)	20.0% (4)	<b>30.0% (6)</b>	5.0% (1)	20
Lack of evidence that laptops are an improvement for teaching and learning.	5.0% (1)	<b>25.0% (5)</b>	10.0% (2)	15.0% (3)	10.0% (2)	20.0% (4)	15.0% (3)	20
Lack of opportunity for professional	10.0%	25.0%	<b>35.0% (7)</b>	10.0% (2)	5.0% (1)	5.0% (1)	10.0% (2)	20

Teacher Technology Survey 2006

collaboration.	(2)	(3)						
	<i>answered question</i>							<b>20</b>
	<i>skipped question</i>							<b>0</b>